

# 2019 ANNUAL REPORT



**“An Eye on the Future”**



# EPC's CORE FUNCTIONS

**Monitor Our Air & Water Quality**



Maintaining air monitors

**Provide Citizen's Support & Outreach**



Arbor Day celebration

**Permit Pollution Sources**

**Provide Compliance Assistance**



Wetland inspection



Water permit evaluation

**Take Enforcement As Needed**



Improper waste disposal



# MAJOR PROGRAMS DELEGATED TO EPC

- **Petroleum Cleanup Program (1987)**
- **Petroleum Compliance Verification Program (1989)**
- **Minor and Major Source Industrial Air Permits (1993)**
- **Asbestos Notification & Inspection Program (1993)**
- **Title V Major Source Industrial Air Pollution Permits (1995)**
- **Domestic Wastewater Facility Permits (1995)**
- **Domestic Wastewater Collection/Transmission Systems Permits (1995)**
- **Approval of Completion of Construction for Collection/Transmission Permits (1995)**
- **Industrial Wastewater Facility Permits (2000)**
- **Brownfields Site Development (2004)**
- **Mangrove Trimming Permits (2006)**
- **Professional Mangrove Trimmer Authorization Program (2006)**
- **Port Tampa Bay Minor Work Permits (2009)**
- **Single Family Home & Coastal Activities - ERP (2011)**
- **Army Corp Minor Work Authorizations (2013)**

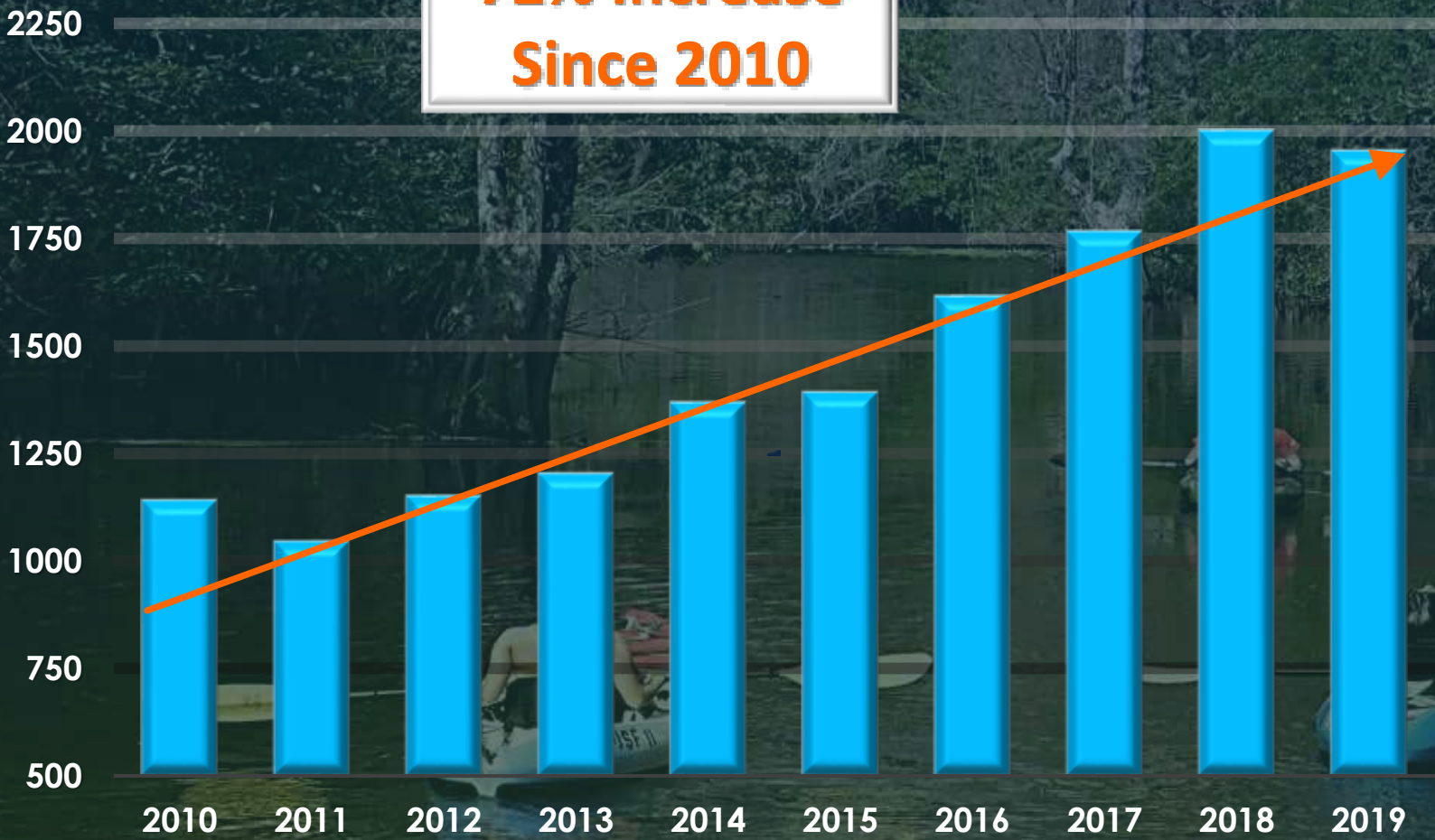
# ▶ Wetlands Division





# WETLANDS DIVISION PERMITS AND REVIEWS

**72% Increase  
Since 2010**



**New Submittals Received August 1<sup>st</sup> – July 31<sup>st</sup>**

<b>2019 Permits Issued &amp; Reviews Completed</b>	
<b>Review/ Permit Type</b>	<b>Number Issued</b>
<b>Development Services</b>	829
<b>Delineations</b>	289
<b>Mangroves</b>	81
<b>Miscellaneous</b>	206
<b>Mitigation</b>	29
<b>Port Authority</b>	411
<b>Total</b>	<b>1845</b>



# DELEGATED PROGRAMS

## BENEFITS OF “ONE-STOP” PERMITTING

Coordinated Pre-application Meetings

Cross Agency Staff Trainings

Workshops for Contractors and Agents

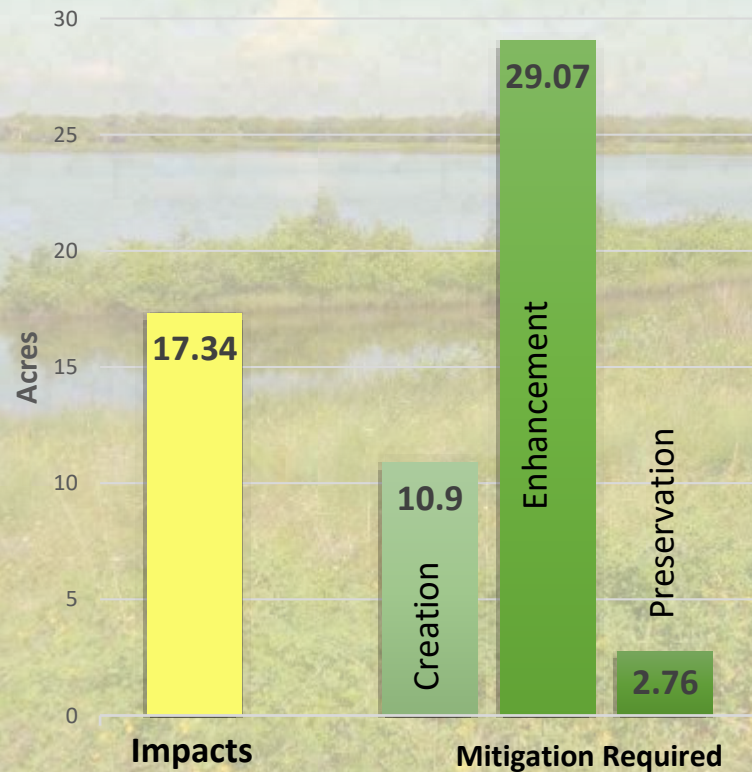
Coordinated Site Inspections



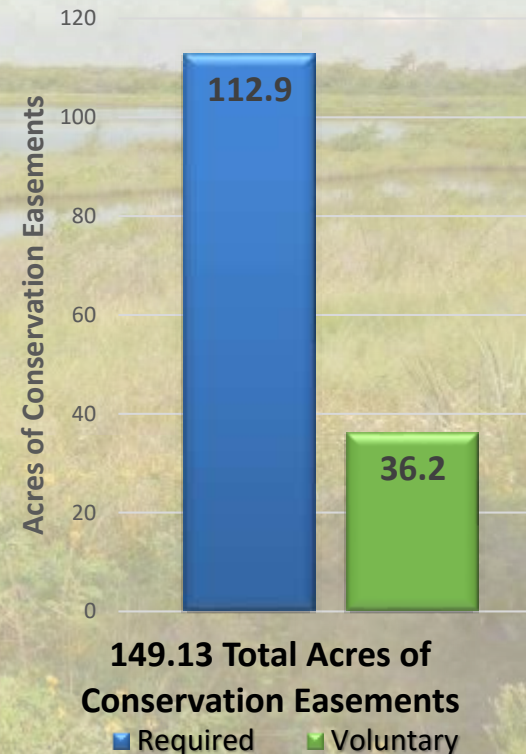
# Wetland Impacts & Mitigation

8/1/2018 to 7/31/2019

### Completed Acres of Permanent Impact vs. Completed Acres of Mitigation



### Conservation Easements Required & Voluntary



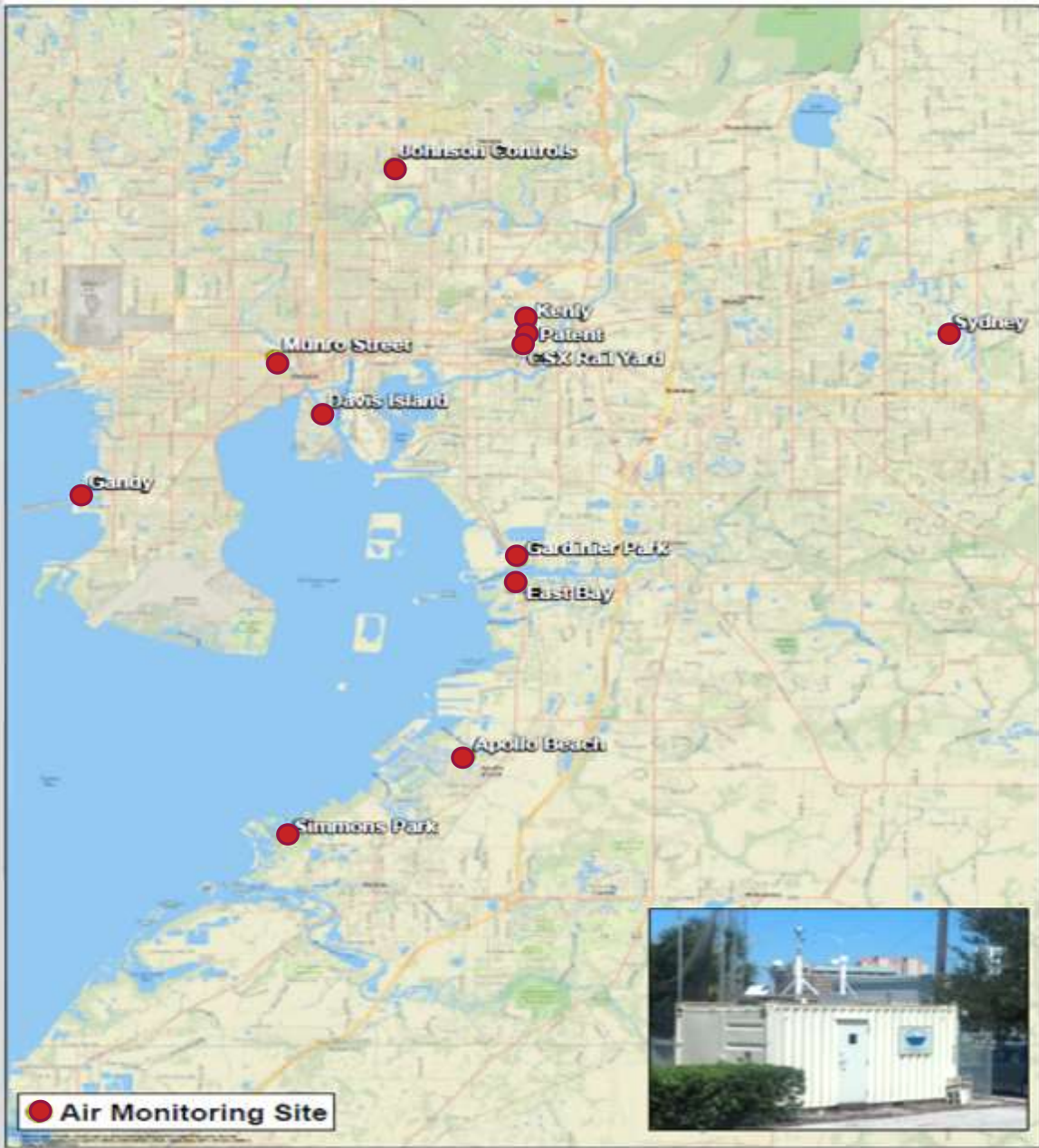


# ▶ Air Division





# EPC AIR MONITORING NETWORK



## AIR MONITORING PARAMETERS

Over **140** Pollutants including:

Ozone (criteria)

SO<sub>2</sub> (criteria)

NO<sub>2</sub> (criteria)

Particulate Matter (criteria)

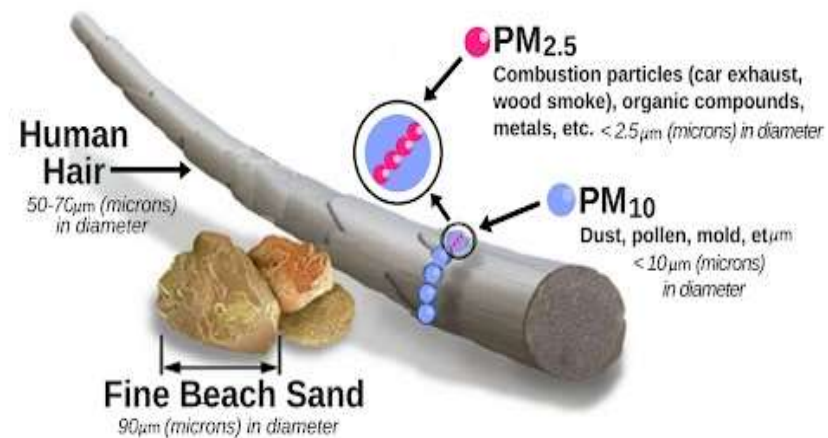
CO (criteria)

Lead (Pb) (criteria)

Polycyclic Aromatic Hydrocarbons

Metals

### Relative Size of Particulate Matter

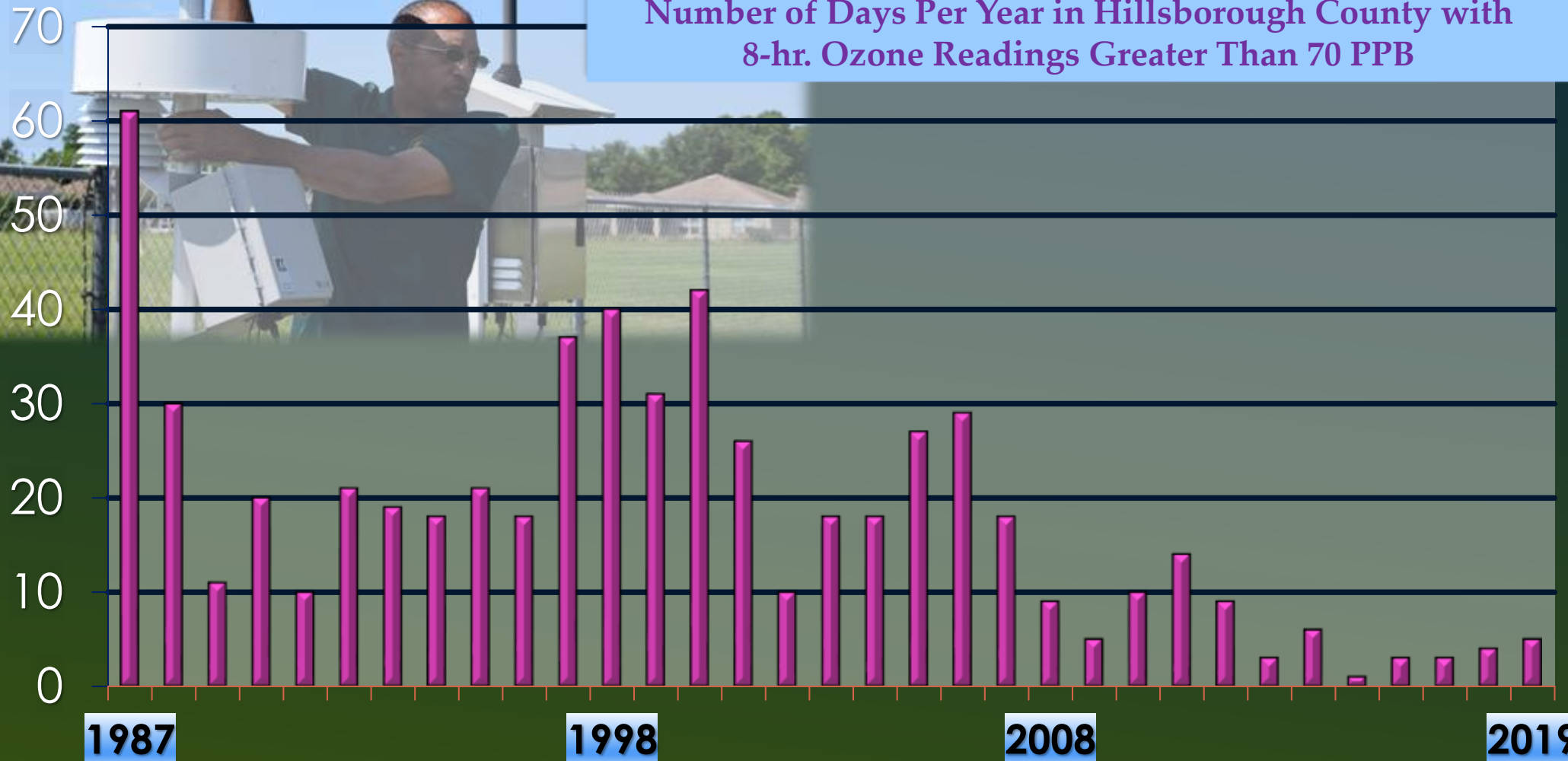




# GROUND-LEVEL OZONE


Number of Days Per Year in Hillsborough County with  
8-hr. Ozone Readings Greater Than 70 PPB

Days Above the Standard




# AIR QUALITY NON-ATTAINMENT AREAS

Proposed by EPA to be re-designated as meeting standards for Sulfur Dioxide

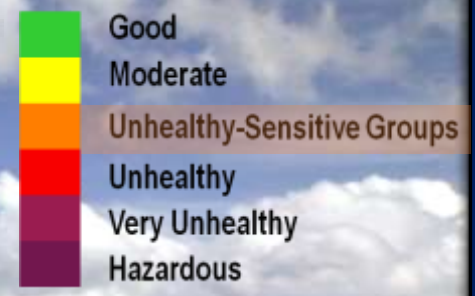


Expected future proposal by EPA to be re-designated as meeting standards for Sulfur Dioxide

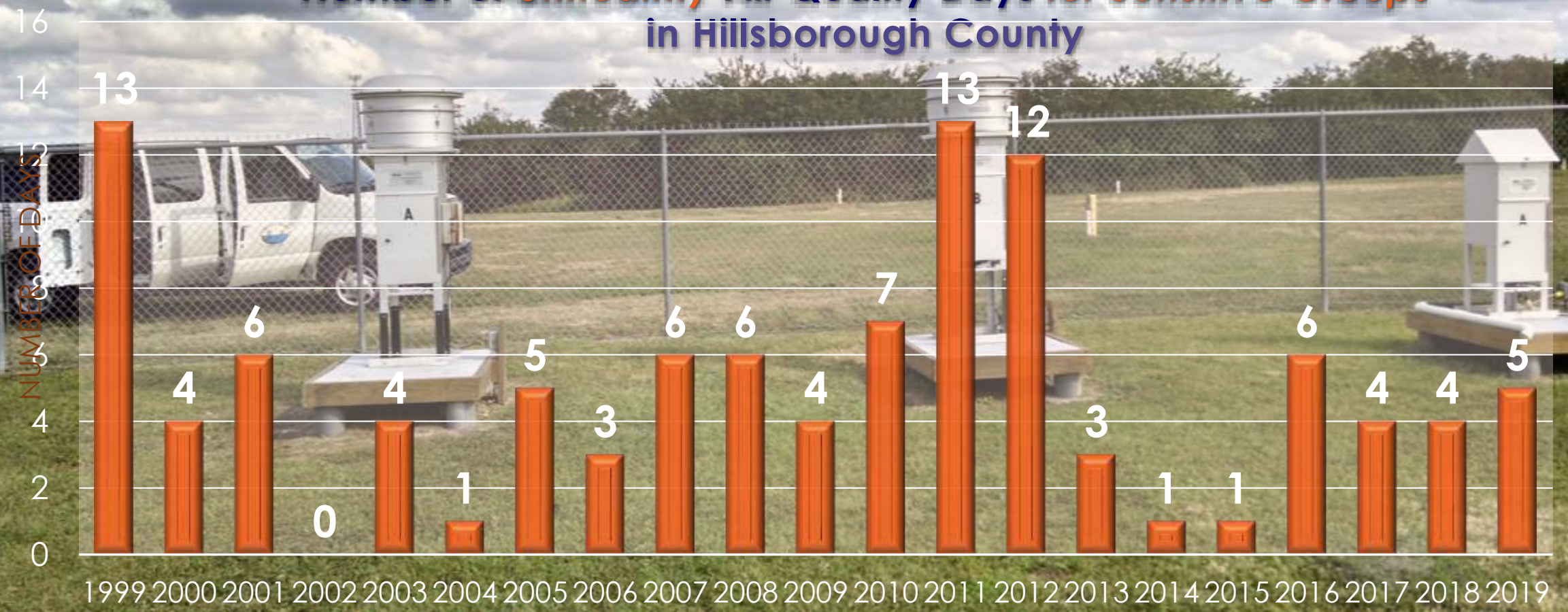




# HILLSBOROUGH'S AIR QUALITY



## Number of *Unhealthy* Air Quality Days for Sensitive Groups in Hillsborough County





# ► Waste Division





# OLD LANDFILL REDEVELOPMENT AND BROWNFIELDS REDEVELOPMENT PROGRAMS

104

Old Landfill redevelopment projects completed since 1999

35

Brownfield sites currently managed through the EPC's delegated Program

CORNERSTONE PLAZA REDEVELOPMENT PROJECT



CITY OF TAMPA WATER WORKS PARK



PROPERTY VALUE CHANGE THROUGH REDEVELOPMENT



# PETROLEUM CLEANUP AND STORAGE TANK COMPLIANCE PROGRAMS

**650**

Tanks compliance inspections performed to date  
in FY2019

**1576**

Contaminated site cleanup/closures since  
Cleanup Program inception

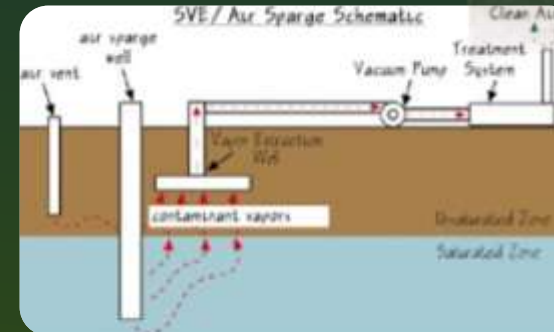
**836**

Sites remain in various phases of petroleum  
cleanup

Through expanded contracts/agreements, the  
EPC manages *both* programs in Hillsborough  
County *and* Manatee County



Underground Storage Tank  
System



Soil Vapor Extraction System






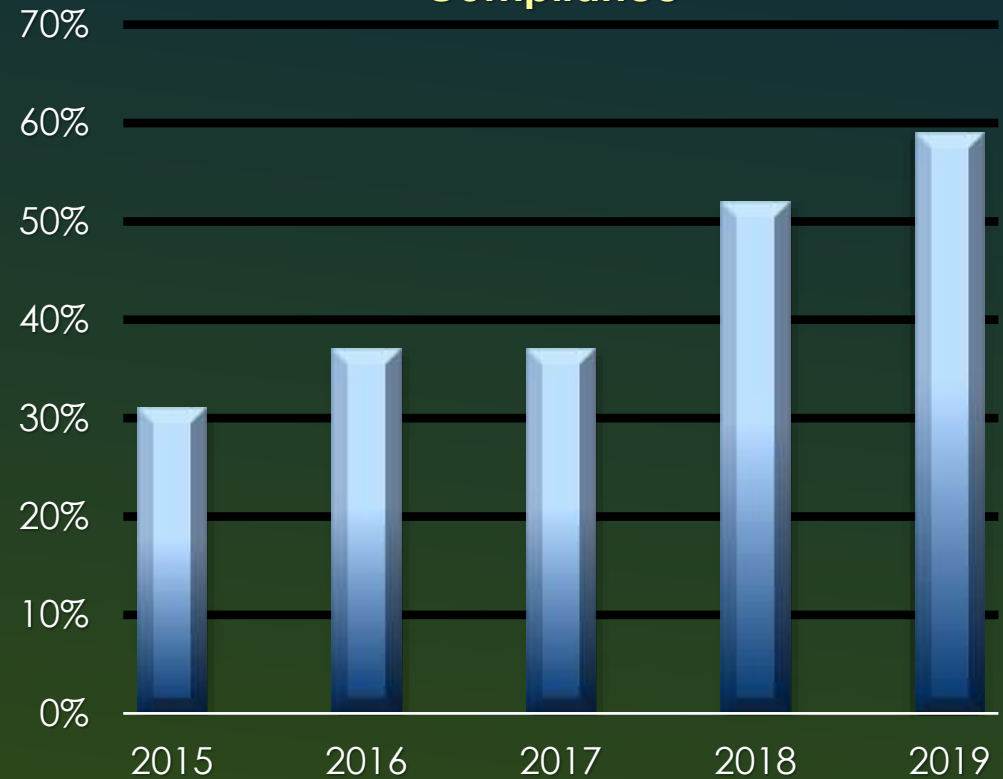
# SMALL QUANTITY GENERATOR HAZARDOUS WASTE PROGRAM (SQG)

15,838

Total registered facilities, with 20% inspected annually



### Percent Of Facilities Found To Be In Full Compliance

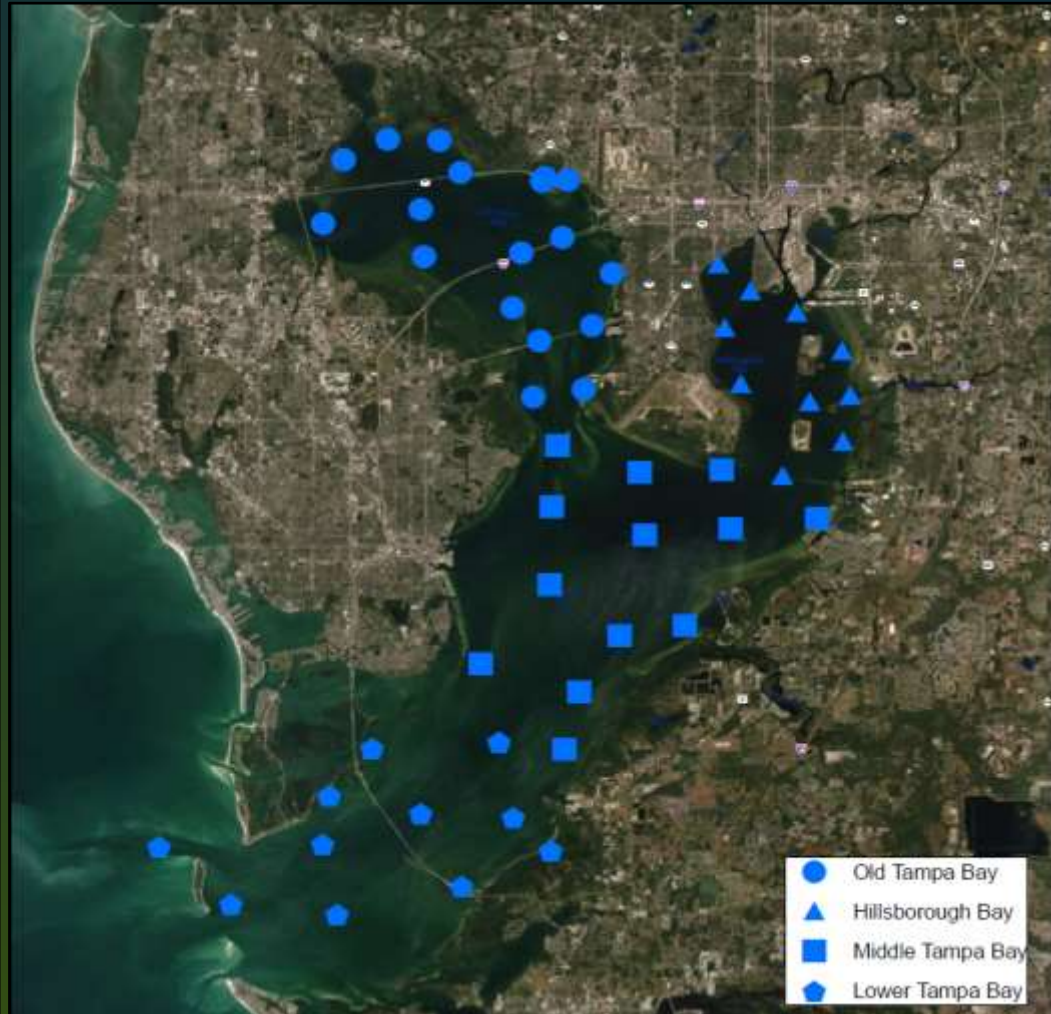


# ▶ Water Division





# BAY SEGMENT REPORT CARD



Year	HB	OTB	MTB	LTB	Baywide Average	Grade
2018	85.60	83.37	89.68	79.37	84.33	B
2017	89.64	83.80	93.41	87.10	87.89	B
2016	85.83	80.36	86.31	75.50	81.66	B
2015	91.90	85.52	90.24	79.10	86.37	B
2014	91.27	89.42	91.67	85.71	89.44	B
2013	89.64	86.97	91.87	86.11	88.42	B
2012	88.45	87.24	90.38	82.94	87.20	B
2011	90.48	76.92	86.02	87.53	84.05	B
2010	89.56	81.08	88.49	78.37	83.79	B
2009	85.97	82.01	87.88	82.74	84.29	B
2008	86.31	86.57	89.98	79.62	85.71	B
2007	90.83	82.40	87.85	85.33	85.95	B
2006	91.79	89.62	93.95	82.64	89.42	B
2005	86.90	81.86	86.51	76.09	82.57	B
2004	85.32	76.64	86.61	71.23	79.36	C
2003	79.24	72.04	83.23	70.18	75.73	C
2002	81.47	74.43	85.12	69.68	77.36	C
2001	80.83	69.40	75.50	66.59	72.54	C
2000	80.60	77.85	76.43	58.61	73.99	C
1999	83.42	77.83	82.44	65.87	78.08	C
1998	60.37	64.06	54.91	52.06	59.48	D
1997	77.82	71.23	73.49	72.03	73.52	C
1996	78.55	70.51	78.57	75.47	74.86	C
1995	66.29	66.18	68.48	59.20	65.64	C
1994	64.88	64.41	64.83	59.83	63.84	C
1993	79.62	67.36	76.70	67.95	72.18	C
1992	73.06	69.16	74.43	66.28	70.57	C
1991	67.14	1. 65.81	70.72	66.03	67.31	C
1990	67.64	55.56	63.97	63.54	61.74	C
1989	60.00	54.39	60.42	58.45	57.85	D
1988	63.23	66.01	70.07	67.89	66.85	C
1987	57.38	52.05	62.00	68.61	59.15	D
1986	60.93	62.48	71.26	73.41	66.67	C
1985	48.67	59.44	58.13	66.34	58.49	D
1984	57.86	45.62	57.14	62.93	54.64	D
1983	48.68	48.41	50.00	53.82	50.04	D
1982	48.05	50.45	50.27	57.95	51.58	D
1981	43.63	42.18	43.82	45.78	43.65	D
1980	53.10	37.04	35.43	38.46	40.18	D
1979	45.95	38.07	39.38	41.23	40.66	D
1978	45.71	45.55	38.46	43.10	43.36	D
1977	48.99	40.48	42.91	45.31	43.92	D
1976	50.16	43.22	53.57	48.54	48.26	D

# BAY SEGMENT REPORT CARD

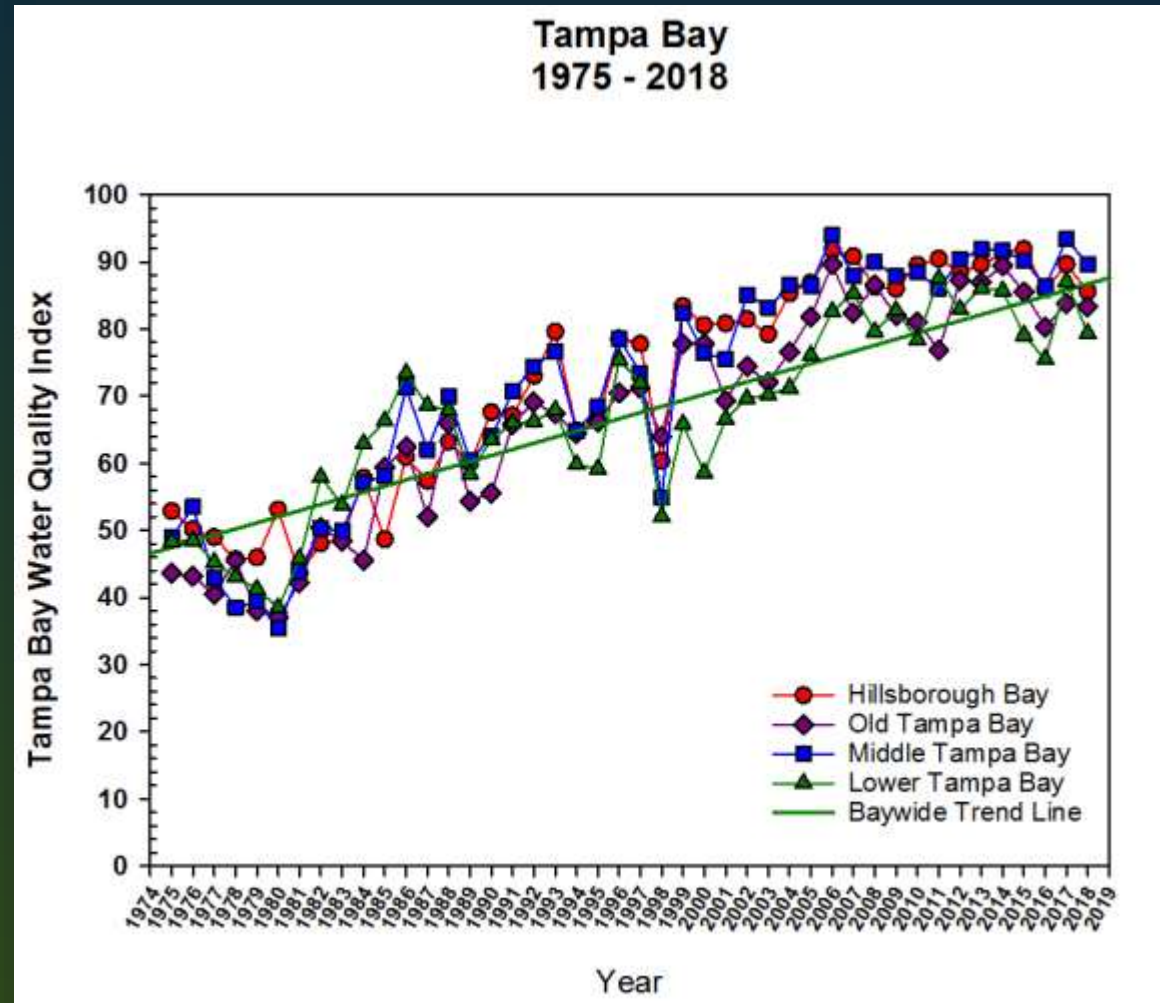


Water Monitoring

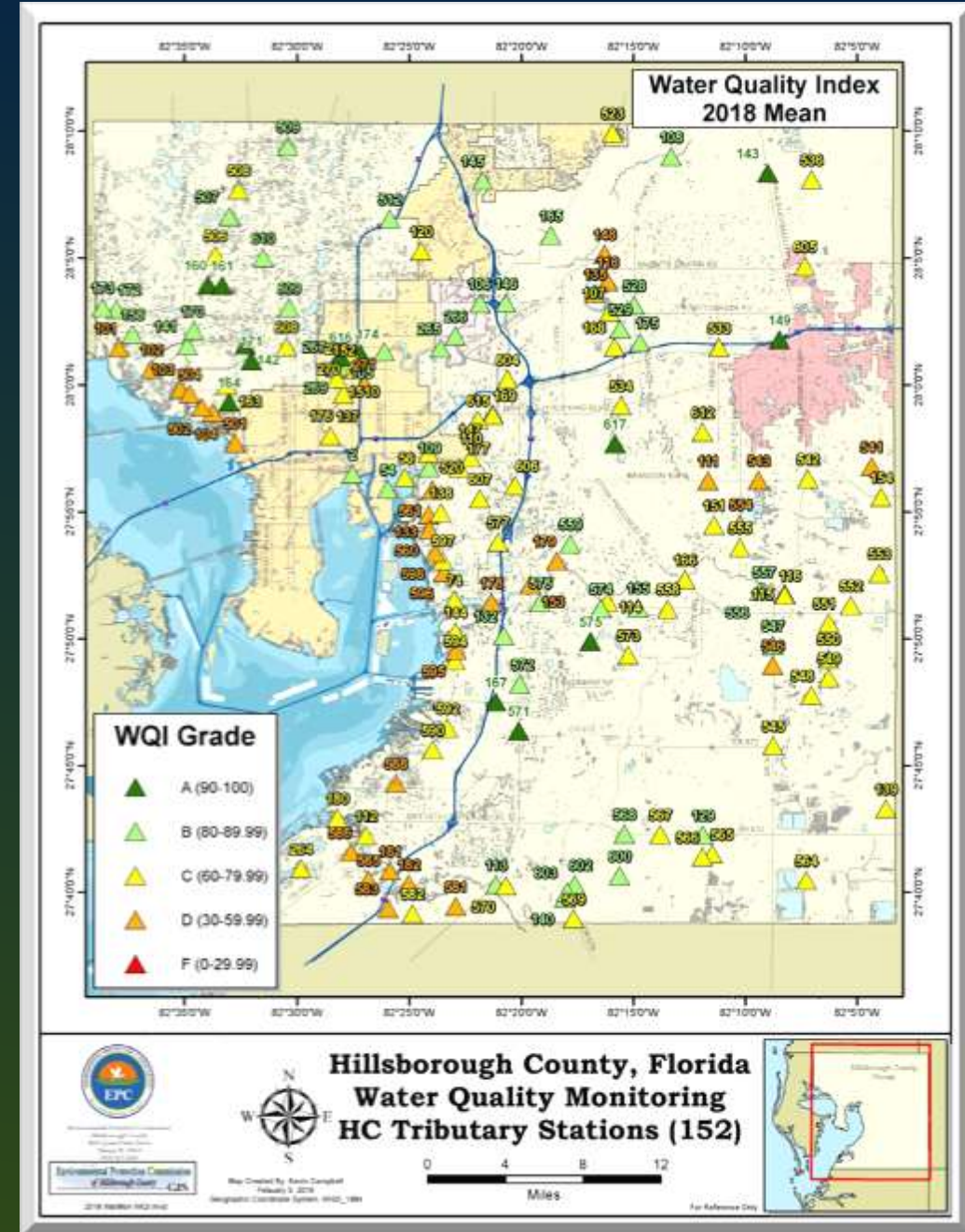
Year	HB	OTB	MTB	LTB	Baywide Average	Grade
2018	85.60	83.37	89.68	79.37	84.33	B
2017	89.64	83.80	93.41	87.10	87.89	B
2016	85.83	80.36	86.31	75.50	81.66	B
2015	91.90	85.52	90.24	79.10	86.37	B
2014	91.27	89.42	91.67	85.71	89.44	B
2013	89.64	86.97	91.87	86.11	88.42	B
2012	88.45	87.24	90.38	82.94	87.20	B
2011	90.48	76.92	86.02	87.53	84.05	B
2010	89.56	81.08	88.49	78.37	83.79	B
2009	85.97	82.01	87.88	82.74	84.29	B
2008	86.31	86.57	89.98	79.62	85.71	B
2007	90.83	82.40	87.85	85.33	85.95	B
2006	91.79	89.62	93.95	82.64	89.42	B
2005	86.90	81.86	86.51	76.09	82.57	B
2004	85.32	76.64	86.61	71.23	79.36	C
2003	79.24	72.04	83.23	70.18	75.73	C
2002	81.47	74.43	85.12	69.68	77.36	C
2001	80.83	69.40	75.50	66.59	72.54	C
2000	80.60	77.85	76.43	58.61	73.99	C
1999	83.42	77.83	82.44	65.87	78.08	C
1998	60.37	64.06	54.91	52.06	59.48	D



# WATER QUALITY INDEX (WQI) TRENDS



# TRIBUTARY QUALITY





# FLORIDA RED TIDE



*Karenia brevis*



► Legal & Administrative  
Services





# GIS DASHBOARDS BRING REAL TIME ANALYTICS TO EPC

**Community Map**

Search an address or place

**Layer List**

**Layers**

- EPC Water Quality Monitoring Data
- EPC Benthic Monitoring Data
- EPC Outreach Events
- Brownfield Areas
- Brownfield Sites
- EPC Conservation Easements
- Historic Waste Disposal Sites
- AirNow Air Quality Index
- Clean Marinas
- Electric Car Charging Stations
- Green Yard Facilities
- Green Star Facilities

**Environmental Protection Commission**  
HILLSBOROUGH COUNTY

About · Divisions · I Want To...

## GIS Maps and Data

- EPC Water Quality Monitoring
- Artificial Reefs of Tampa Bay
- EPC Biological Monitoring
- Brownfield Redevelopment
- Historic Waste Disposal Sites
- EPC Water Quality Monitoring
- Historic Waste Disposal Sites
- EPC Air Quality Monitoring

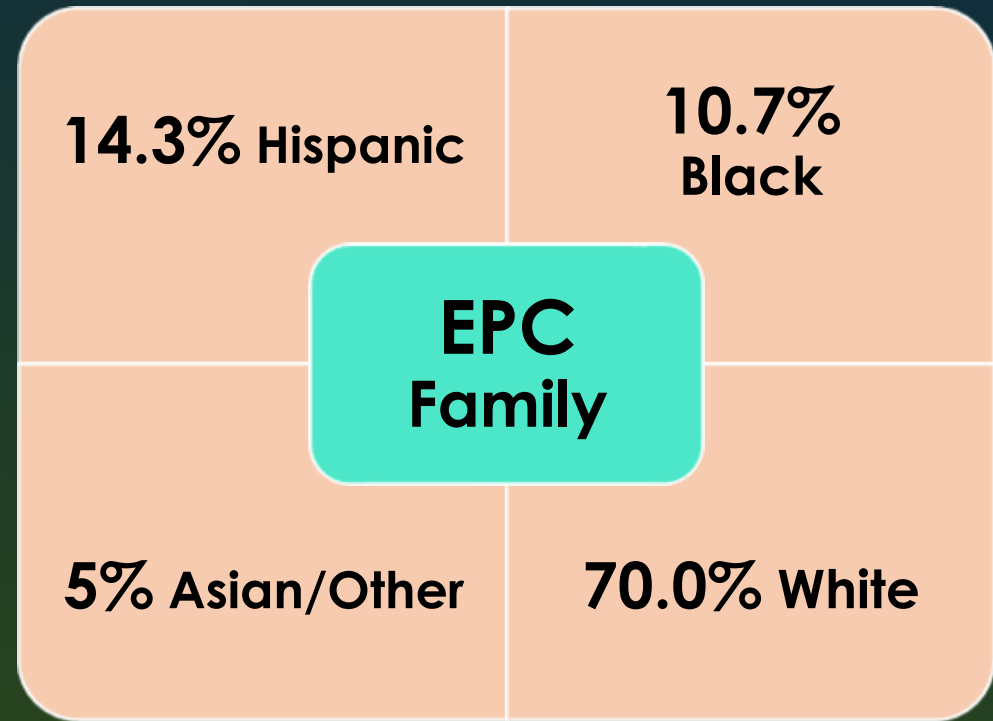
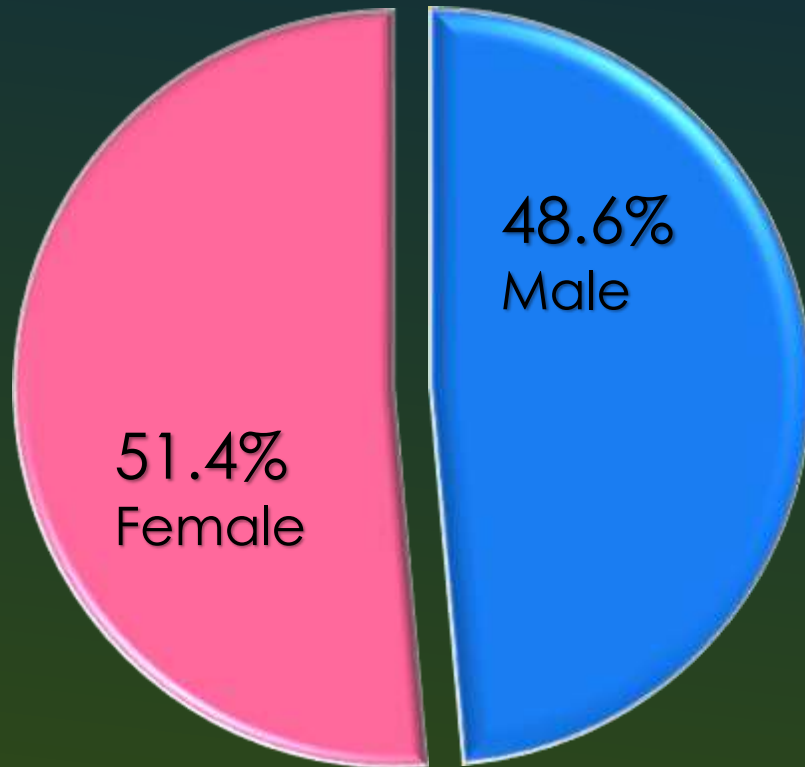
News and Calendar

Sustainability

Permit & Documents

Maps & Data

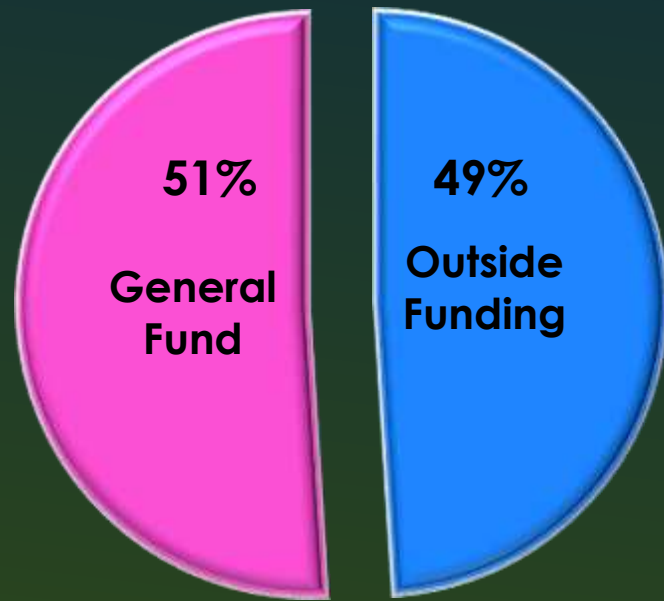
# EPC Staff Diversity





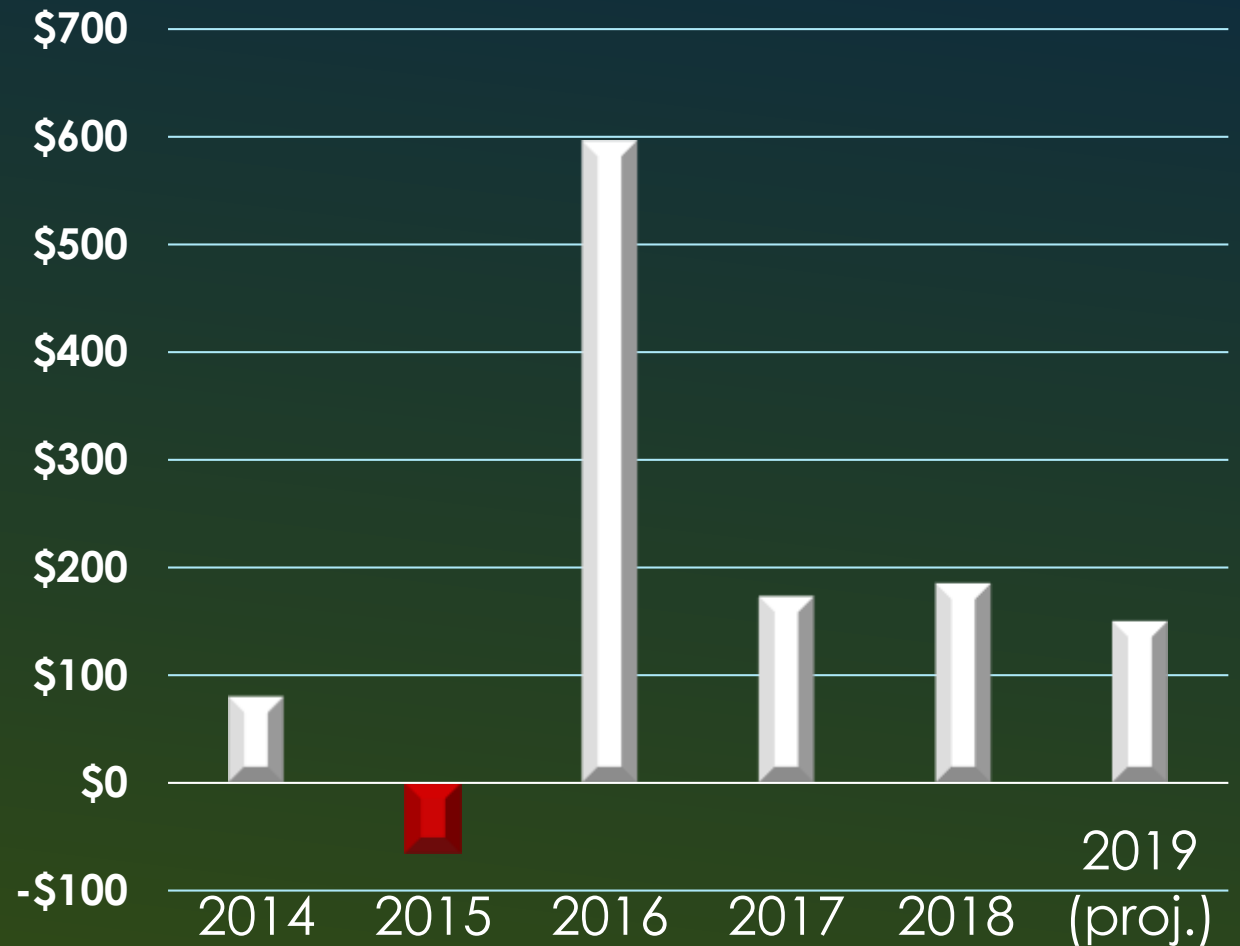
# EPC's Fiscal Prudence

## End of the Year Bottom Line



EPC's 2018 Actual Expenditures

Monies Returned to General Fund (in \$1,000)



# LONG TERM, SUCCESSFUL PARTNERSHIPS



U. S. Dept. of Homeland Security



Army Corp of Engineers



Nitrogen Management Consortium



Green Star Auto Salvage Facilities



FDEP



EPA



Hillsborough County



Tampa Port Authority



DOH



HCSO



Fla. Dept. of Ag & Consumer Services



Florida Forestry Services



Agency on Bay Management



City of Tampa



SWFWMD



Tampa Bay National Estuary Program



Air & Waste Mgmt Assn



# LONG TERM, SUCCESSFUL PARTNERSHIPS (CONT.)



USF



Hillsborough MPO  
Metropolitan Planning  
for Transportation MPO



Florida Brownfield Association



National Fish and wildlife  
Foundation



Florida Fish and  
Wildlife



Homeland  
Security



Hillsborough River  
Interlocal Planning Board  
& Technical Advisory Council MPO – River Board



City of Plant City



US Geological Services



Fla. Strawberry Growers  
Assn



Tampa Bay Assoc. of Env.  
Professionals



UF IFAS Extension



City of Temple Terrace



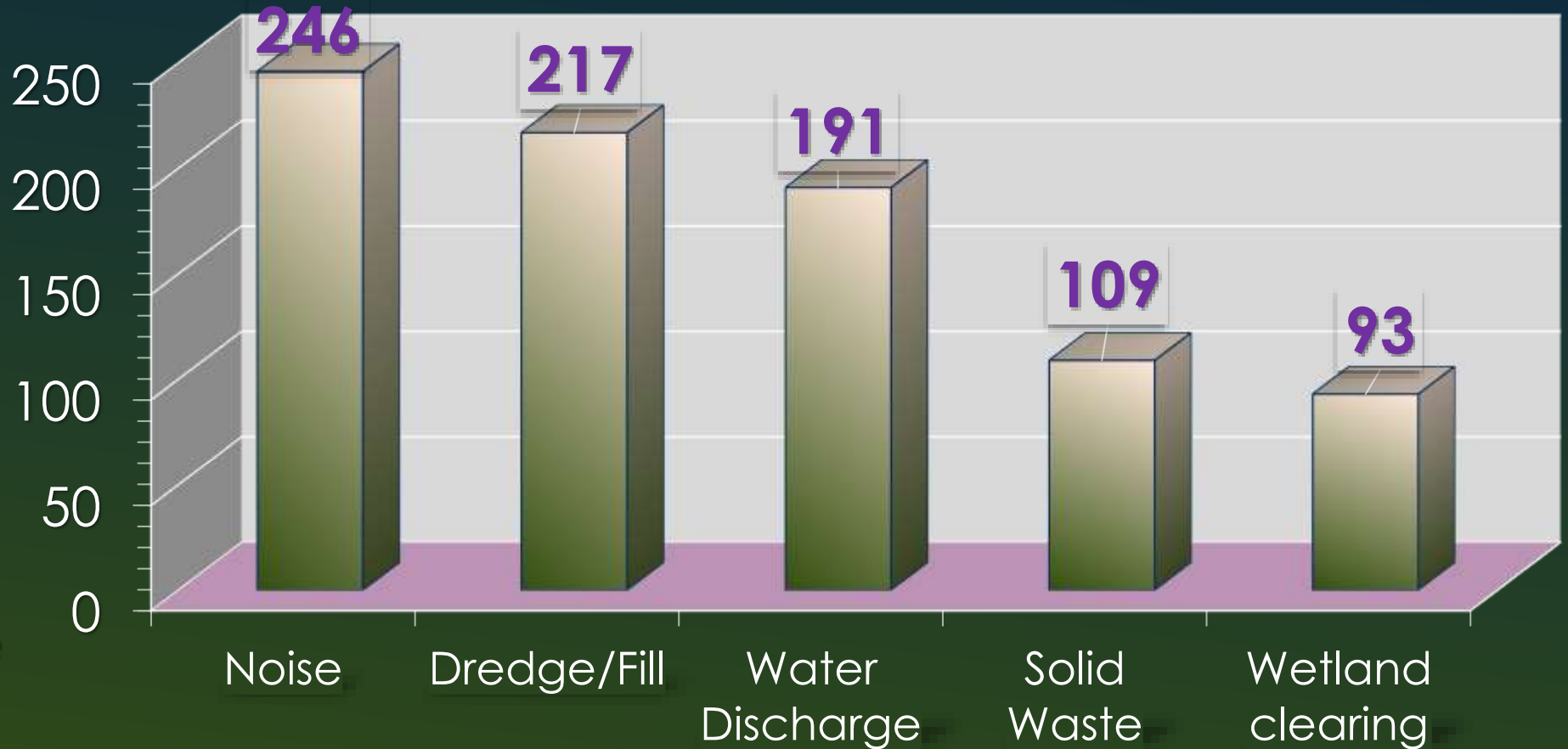
Plan  
Hillsborough  
Planning Commission



Tampa Bay Build Assn

# FY19 COMPLAINT RESPONSE SNAPSHOT

- Total citizen's complaints to date: **1,445**
- 3-Day response time met: **97.3%**
- **99%** timely complaint closure



**RESPONDING TO OUR CITIZENS**



# STAFF'S 2019 GOALS (YTD)

Core Function	Measure	Pre-Sterling Year (2009)	2017	2018	2019 (YTD)	2019 Goal
Permitting	Average Time to Issue an Intent for State Construction Permits	57 days	16 days	16 days	19 days	Less Than or Equal to 30 days
	Average Time to Issue an Intent for Tampa Port Authority Permits	56 days	45 days	50 days	49 days	Less Than or Equal to 60 days
	Average Time EPC Permits were In-house	21 days	28 days	26 days	33 days	Less Than or Equal to 30 days
Compliance	Timely Resolution of Lower Level Non-Compliance Cases	92%	85%	95%	92%	Greater Than or Equal to 90%
Environmental Complaints	Timely Initiation of Investigation	99% in 5 Days	98% in 3 Days	98% in 3 Days	96% in 3 Days	Greater Than or Equal to 90% in 3 Days
Enforcement	Timely Initiation of Enforcement	73%	100%	93%	89%	Greater Than or Equal to 90%

# 18 Audits in 2019

EPC Division	Agency	Program Name	Audit Type
Water	Department of Environmental Protection	Wastewater	Program audit
Water	Florida Department of Health	Performance Testing Program	Laboratory Testing Accuracy
Water	Environmental Protection Agency	National Air Toxics Trending Stations	Laboratory Air Monitoring Activities
Water	Environmental Protection Agency	Performance Testing Program	Laboratory Testing Accuracy
Air	Department of Environmental Protection	State and Local Air Monitoring Stations Network	Instrument Performance Audits
Air	Department of Environmental Protection	Chemical Speciation Network	Technical Systems Audit
Air	Environmental Protection Agency	National Performance Audit Program	Instrument Performance Audits
Air	Environmental Protection Agency	Lead Performance Evaluation Program	Instrument Performance Audits
Air	Department of Homeland Security	Contract Monitoring	Program Audit
Wetlands	Tampa Port Authority	Minor Works Permit	Permit writing, compliance and enforcement activities
Wetlands	Department of Environmental Protection	Mangrove Delegation	Permit writing, compliance and enforcement activities
Wetlands	Army Corps of Engineers	State Programmatic General Permit (SPGP)	Permit writing, compliance and enforcement activities
Wetlands	Hillsborough County	Development Services	Permitting Comments/Reviews
Wetlands	Department of Environmental Protection	ERP-Single Family Delegation	Permit writing, compliance and enforcement activities
Waste	Department of Environmental Protection	Petroleum Cleanup Contract	Monthly TATs for report reviews, Oculus documents, database entries
Waste	Department of Environmental Protection	Petroleum Cleanup Contract	Quarterly audits of work productivity & errors
Waste	Department of Environmental Protection	Storage Tank System Compliance Verification Program	Annual Program Review
Waste	Department of Environmental Protection, Office of Inspector General	Storage Tank System Compliance Verification Program	Program audit



# 2019 EPC Pollution Recovery Fund

## Project Locations and Select Overview Images



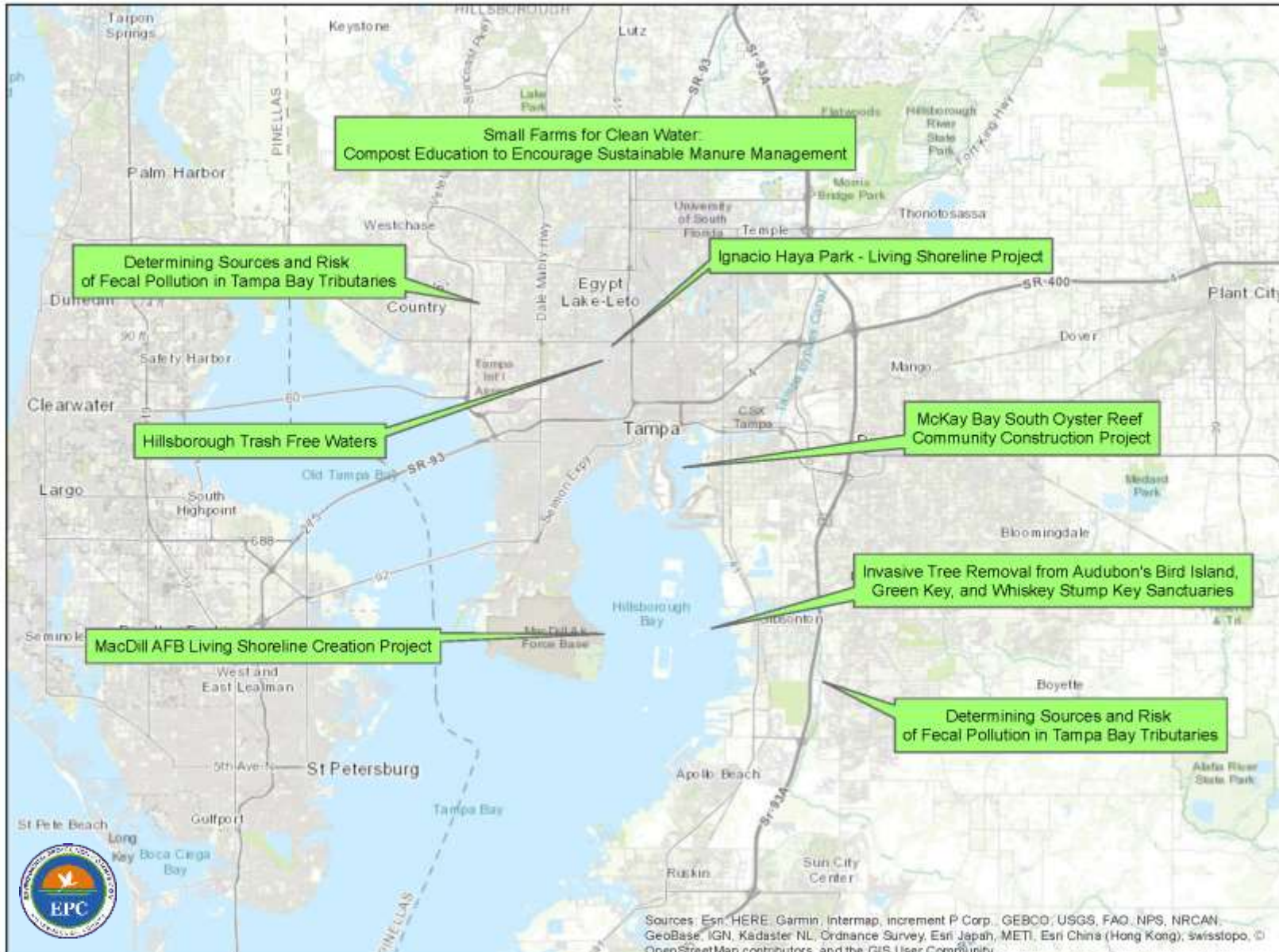
Hillsborough  
Trash Free Waters



Compost Education



MacDill Air Force Base  
Living Shoreline



Ignacio Haya Park  
Living Shoreline



McKay Bay Oyster Reef



Audubon Sanctuary  
Invasive Tree Removal

# 2020 Future Challenges

- ▶ Support Home Rule
- ▶ Sea-Level Rise / Climate Adaptation / Resiliency
- ▶ Maintain Level of Service and Protection Despite Population Increase
- ▶ Competitive Pay Ranges
- ▶ Succession Planning / Loss of Institutional Knowledge
- ▶ Talent Acquisition & Diversity
- ▶ Maintaining adequate outside funding







# EPC'S OTHER INITIATIVES





Environmental Feedback



Business Feedback

# EPC'S FEEDBACK GROUPS





Clean Air Fair

**EDUCATING OUR CITIZENS AND FUTURE  
LEADERS**

Educating the community...



# CULTIVATING A SUSTAINABLE

Collaborating with climate experts...



# & ENGAGED

Partnering in Hillsborough County's efforts...



# COMMUNITY

Engaging with public and private partners...





# EPC'S PHILANTHROPIC ACTIVITIES

- ❖ My furry Valentine, jointly w/Animal Services
- ❖ Paint Your Heart Out
- ❖ Cereal for Summer for Feeding Tampa Bay
- ❖ Bingo and Pizza event benefiting United Way Tampa
- ❖ Back Packs of Hope Drive for Metropolitan Ministries
- ❖ Thanksgiving and Holiday food collection for Metropolitan Ministries (Planned)
- ❖ Elves for Elders Christmas drive for elderly wards of the state (Planned)
- ❖ Redlands Christmas Tree, Christmas gift collection for underprivileged children of migrant workers locally (Planned)
- ❖ Bahamas Hurricane Relief (Planned)



EPC Back-to-School Drive



Elves for Elders



EPC Toy Drive





EPC's Longest tenured employee retires



EPC Receives Planning & Design Award

H  
a  
p  
p  
e  
n  
i  
n  
g  
s



Don Rogers Induction into the EPC HOF



2019 Environmental Merit Award Winner



**“Mahalo” (Thank You) EPC Board  
Leaning Gate Elementary**





# EPC Staff



**“Mahalo”**

